

Kodak DryView 5800 Laser Imager
DICOM Conformance Statement
Release 1

December 12, 2007
Document # 1G2157
Revision 2.0

Carestream Health Inc. reserves the right to change any part of this document without prior notice. This publication is protected by Federal Copyright law, with all rights reserved.

Note: Publication of a DICOM Conformance Statement does not indicate product availability in all countries. Please contact your Carestream Health Inc. representative, or Carestream Health Inc. in your country, for information on availability of a specific product.

© Carestream Health, Inc., 2007

TM: Digital Science, DryView, and Ektascan are trademarks of Carestream Health.

Kodak and the Kodak tradedress are trademarks of Kodak used under license.

Table of Contents

INTRODUCTION	4
0.1 EXECUTIVE OVERVIEW	4
0.2 SCOPE AND FIELD OF APPLICATION.....	4
0.3 IMPORTANT CONSIDERATIONS FOR THE READER	4
0.4 ACCESSING THIS CONFORMANCE STATEMENT ON THE WORLD WIDE WEB	5
0.5 DEFINITIONS, ACRONYMS, ABBREVIATIONS	5
1 IMPLEMENTATION MODEL.....	7
1.1 FUNCTIONAL DEFINITIONS	7
1.2 SEQUENCING OF REAL-WORLD ACTIVITIES	7
2 APPLICATION ENTITY SPECIFICATIONS.....	8
2.1 ASSOCIATION ESTABLISHMENT POLICIES.....	8
2.1.1 <i>General</i>	8
2.1.1.1 Delivery - Basic Grayscale/Color Print Management SCP	8
2.1.2 <i>Number of Associations</i>	8
2.1.3 <i>Asynchronous Nature</i>	8
2.1.4 <i>Implementation Identifying Information</i>	8
2.2 ASSOCIATION ACCEPTANCE POLICY	9
2.2.1 <i>Associated Real-World Activity</i>	9
2.2.1.1 Delivery - Basic Grayscale/Color Print Management SCP	9
2.2.1.2 Application Entity Titles (AE_TITLE).....	9
2.2.1.3 Association Negotiation.....	9
2.2.1.4 Association Rejection	9
2.2.2 <i>Presentation Context Table</i>	10
2.2.3 <i>SOP Specific Conformance</i>	11
2.2.3.1 Verification.....	11
2.2.3.2 Delivery- Basic Print Management SCP.....	12
2.3 BASIC PRINT MANAGEMENT META SOP CLASS	12
2.3.1 <i>Basic Film Session SOP Class</i>	12
2.3.1.1 DIMSE Service N-CREATE	12
2.3.1.2 Film Session N-Create Status Code	13
2.3.1.3 DIMSE Service N-Action	13
2.3.1.4 Film Session N-Action Status Code.....	13
2.3.1.5 DIMSE Service N-SET.....	13
2.3.1.6 Film Session N-Set Status Code.	14
2.3.1.7 Film Session N-Delete Status Code.	14
2.3.2 <i>Basic Film Box SOP Class</i>	15
2.3.2.1 DIMSE Service N-CREATE	15
2.3.2.2 Film Box N-Create Status Code.....	18
2.3.2.3 DIMSE Service N-ACTION	18
2.3.2.4 FilmBox N-Action Status Code	18
2.3.2.5 DIMSE Service N-SET.....	18
2.3.2.6 FilmBox N-Set Status Code.....	19
2.3.2.7 DIMSE Service N-DELETE.....	19
2.3.2.8 FilmBox N-Delete Status Code.....	19
2.3.3 <i>Basic Grayscale Image Box SOP Class</i>	19
2.3.3.1 DIMSE Service N-SET.....	19
2.3.3.2 ImageBox N-Set Status Code.....	22
2.3.4 <i>Basic Color Image Box SOP Class</i>	22
2.3.4.1 DIMSE Service N-SET.....	22
2.3.4.2 Basic Color Image Box N-Set Status Code.....	24
2.3.5 <i>Printer SOP Class</i>	25
2.3.5.1 DIMSE Service N-GET	25

2.3.5.2	Printer SOP N-Get Status Code	27
2.4	BASIC ANNOTATION BOX SOP CLASS	27
2.4.1	<i>DIMSE Service N-SET</i>	27
2.4.2	<i>Annotation N-Set Status Code</i>	28
2.5	PRESENTATION LUT SOP CLASS.....	29
2.5.1	<i>DIMSE Service N-CREATE</i>	29
2.5.2	<i>Presentation LUT N-Create Status Code</i>	30
2.5.3	<i>DIMSE Service N-DELETE</i>	30
2.5.4	<i>Presentation LUT N-Delete Status Code</i>	30
3	COMMUNICATION PROFILES	30
3.1	SUPPORTED COMMUNICATIONS STACKS	30
3.2	PHYSICAL MEDIA	30
4	EXTENSIONS/SPECIALIZATIONS/PRIVATIZATIONS	30
5	CONFIGURATION.....	31
6	SUPPORT OF EXTENDED CHARACTER SETS	31
7	ERROR HANDLING	32
	ANNEX A - CONFIGURATION INFORMATION.....	33
	ANNEX B - CUSTOM FORMATS.....	36
	ANNEX C - UNSUPPORTED FILM TYPES.....	37
	ANNEX D – PRINTER SPECIFICATIONS	39
D.1	FILM SIZE	39
D.2	PRINTER CAPABILITIES.....	41

Introduction

0.1 Executive Overview

This document covers the *Kodak DryView 5800 Laser Imager* (referred to as “Imager” henceforth).

The following DICOM SOP Classes are supported:

SOP Class Name	SOP Class UID	Service Class Role
Verification SOP Class	1.2.840.10008.1.1	SCP
Basic Grayscale Print Management Meta SOP Class	1.2.840.10008.5.1.1.9	SCP
Basic Color Print Management Meta SOP Class	1.2.840.10008.5.1.1.18	SCP
Basic Annotation Box SOP Class	1.2.840.10008.5.1.1.15	SCP
Presentation LUT SOP Class	1.2.840.10008.5.1.1.23	SCP

0.2 Scope and Field of Application

This document describes the DICOM functionality of the Imager. The Imager captures exam images from DICOM sources and prints the images. The Imager acts as a DICOM Service Class Provider (SCP). The Imager performs transactions over a TCP/IP network via the DICOM messages exchange protocol.

0.3 Important Considerations for the Reader

This DICOM Conformance Statement is written in such a way that assumes the reader has a basic understanding of DICOM. This DICOM Conformance Statement by itself is not sufficient to guarantee successful connectivity between the Imager and equipment from other vendors. The following considerations should be made:

- The integration of equipment from different vendors (including Carestream Health, Inc.) goes beyond the scope of the DICOM 3.0 standard and the DICOM Conformance Statements from Carestream Health, Inc. and other vendors. It is the responsibility of the user (or user’s agent) to assess the application requirements and to design a solution that integrates *Carestream Health, Inc.* equipment with equipment from other vendors.
- When the comparison of this DICOM Conformance Statement with a DICOM Conformance Statement from another vendor indicates that connectivity should be possible, it is the responsibility of the user (or user’s agent) to verify this by carrying out validation tests and to check whether all required functionality is met.
- Carestream Health, Inc. reserves the right to make changes to the Imager architecture described in this document. The user (or user’s agent) should ensure that any equipment

connected via DICOM to *Carestream Health, Inc.* equipment also follows the future evolution of the DICOM 3.0 standard. Failure to do so may result in (partial) loss of connectivity.

- For all DICOM attributes of type M (shown in the column of SCP Usage), the SCU must send a valid value within the published range. We guarantee to support all published values. A missing attribute would result in returning an error of Missing Attribute, an invalid value would result in returning an error of Invalid Value and an Out of Range value would result in returning an error of Out of Range. It is up to the SCU to retry with a new value or to abort the association.
- For all DICOM attributes of type U (shown in the column of SCP Usage), the Default Value or the Configured Value (if it exists) is used for all cases of Missing Attribute, Invalid Value or Out of Range. No error would be generated from this type. We will send back the corrected value (i.e. the value being used) to the SCU. It is up to the SCU to accept, to decline (abort) or to resend a new value at this point.
- Attributes received at the Image Box level will override the same attribute received at the Film Box level for a particular image with the exception of the Tonescaling method specified in configuration information. Only one Tonescaling method is supported in one film box (Curve Shape or Perception LUT), the image box Perception LUT cannot override the film Box Curve Shape.

0.4 Accessing this Conformance Statement on the World Wide Web

As the Imager product changes, changes to this DICOM Conformance Statement are inevitable. To obtain the most recent revision of this DICOM Conformance Statement, access the following URL (case sensitive):

<http://www.kodak.com/global/en/health/serviceAndSupport/dicom.jhtml>

or

<http://www.carestreamhealth.com/global/en/health/serviceAndSupport/dicom.jhtml>

0.5 Definitions, Acronyms, Abbreviations

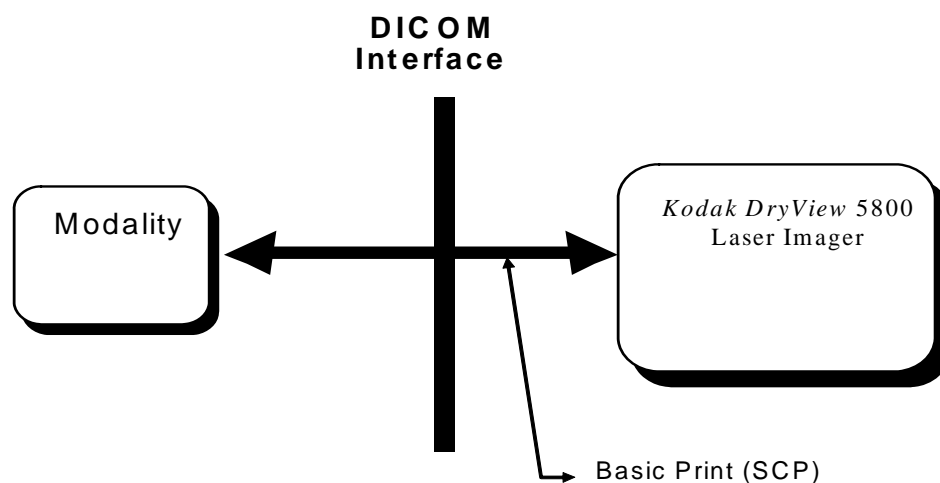
The following symbols and abbreviations are used in this document.

AE	Application Entity
ASCII	American Standard Code for Information Interchange
DICOM	Digital Imaging and Communications in Medicine
DIMSE	DICOM Message Service Element
IOD	Information Object Definition.
ISO	International Standards Organization
LUT	Look-up Table

M	Indicate Mandatory when used in the SCP Usage columns.
MC	Indicate Mandatory with Conditions when used in the SCP Usage columns.
PDU	Protocol Data Unit
PLUT	Presentation Look-Up Table
SCP	Service Class Provider
SCU	Service Class User
SOP	Service-Object Pair
TCP/IP	Transmission Control Protocol/Internet Protocol
TFT/ULUT	Transfer Function Table
U	Indicate User choice (Not Mandatory) when used in the SCP Usage columns.
UID	Unique Identifier

1 Implementation Model

This implementation model uses the DICOM Basic Print Management Meta SOP Class to receive studies for the Imager. Associations from multiple SCUs are supported.



1.1 Functional Definitions

The Imager acquires images from the connected device(s), temporarily stores them on disk, and then formats and prints them to film.

1.2 Sequencing of Real-World Activities

The Imager prints images to film upon request from the SCU (i.e. N-ACTION-RQ). It operates as required to meet the definition of the Print Management Service Class.

2 Application Entity Specifications

The Imager provides Standard Conformance to the following SOP Classes as an SCP.

SOP Class Name	SOP Class UID
Verification SOP Class	1.2.840.10008.1.1
Basic Grayscale Print Management Meta SOP Class	1.2.840.10008.5.1.1.9
Basic Color Print Management Meta SOP Class	1.2.840.10008.5.1.1.18
Basic Annotation Box SOP Class	1.2.840.10008.5.1.1.15
Presentation LUT SOP Class	1.2.840.10008.5.1.1.23

2.1 Association Establishment Policies

2.1.1 General

2.1.1.1 Delivery - Basic Grayscale/Color Print Management SCP

The Imager's maximum PDU size is 128 Kbytes.

The Imager is a Grayscale imager. Therefore the Basic Color Print Management SCP will be rejected by default but may be enabled and supported via the Imager's User Interface. When enabled, the Imager will convert the color image(s) to grayscale.

2.1.2 Number of Associations

Imager will accept by default maximum of 12 simultaneous associations, but this is configurable and can be modified (up to a maximum of 12 associations). If an attempt is made to open more than the number of configured simultaneous associations, the Imager will reject the additional associations (A-ASSOCIATE-RJ). Note: The A-ASSOCIATE-RJ will be transient and not permanent...See 2.2.1.4 Association Rejection.

2.1.3 Asynchronous Nature

The Imager allows up to 1 invoked and 1 performed operation on an Association (it is synchronous, e.g. the SCU/SCP can send only 1 Request and must wait for the corresponding Response before sending the next Request).

2.1.4 Implementation Identifying Information

The Imager provides the Implementation Class UID of "1.2.840.113564.3.3.3"

The implementation version name attribute is of the form of "DV5800yyvxxx" where yy is the Released Year and xxx is the Version Number. (i.e. DV580007v1.0 stands for *Kodak DryView* 5800 Laser Imager software, released in 2007, with 1.0 as the version)

The Called AE Title used by the Imager is the hostname.

2.2 Association Acceptance Policy

2.2.1 Associated Real-World Activity

2.2.1.1 Delivery - Basic Grayscale/Color Print Management SCP

The Imager accepts Associations for the purpose of acquiring images and printing them on a local printer.

When an association has been established:

The SCU can request the Imager to create or set Film Sessions, Film Boxes, set Image boxes, Annotation boxes, Presentation LUT and request Printer Status

The SCU can request to change the attributes that are allowed for these boxes.

The port number is configurable and the default setting is 5040.

2.2.1.2 Application Entity Titles (AE_TITLE)

The Called AE Title for the Imager is “DV5800”.

The Called AE Title may be used to select behavior, which is unique to *Carestream Health, Inc.* legacy products for backwards compatibility:

- Suffix “/C” option of the AE Title

Curve shape tone scaling values are usually interpreted in standard 0-999 range.

However, to support Carestream Health, Inc. legacy devices, the Imager’s Print Server can be configured to accept the curve shape in the 0-690 range. If the Called AE Title contains a suffix “/C”, the 0-690 range shall be used.

Note:

- NER_ option of the AE Title will not provide status changes in the Imager as they occur. It is necessary to turn on the N-Event-Report from the Imager’s User Interface.
- Suffix “/1..n” option of the AE Title will all send to the default and only output bin.

2.2.1.3 Association Negotiation

If the association is accepted, the list of requested Presentation Context items is returned with each item marked as accepted or rejected with the Result/Reason field containing the values specified in PS 3.8 Table 9-18 of the DICOM Standard, Release 03 Oct 2003.

2.2.1.4 Association Rejection

If the association is rejected, the Result, Source, and Reason/Diagnostic fields in the response message contain the values show below:

Condition	Result	Source	Reason/Diagnostic
-----------	--------	--------	-------------------

Limit on simultaneous associations exceeded	2 – Rejected Transient	3 - DICOM UL Service Provider (Presentation)	3 – local limit exceeded
The IP Connection could not established.	2 – Rejected Transient	3 – DICOM UL Service Provider (Presentation)	1 – temporary congestion
The destination printer is recognized, but not installed.	1 - Rejected Permanent	1 - DICOM UL Service User	1 – no reason given
No Implementation UID	1 - Rejected Permanent	2 – DICOM UL Service Provider (ACSE)	1 – no reason given
No Application Context Name	1 – Rejected Permanent	2 – DICOM UL Service Provider (ACSE)	1 – no reason given
DICOM protocol version is not supported	1 – Rejected Permanent	2 – DICOM UL Service Provider (ACSE)	2 – protocol version not supported
No Presentation Context items given.	1 – Rejected Permanent	2 – DICOM UL Service provider (ACSE)	1 – no reason given
No presentation context items accepted	1 – Rejected Permanent	1 - DICOM UL Service User	1 – no reason given

2.2.2 Presentation Context Table

The Imager accepts the Presentation Contexts shown below.

Presentation Context Table					
Abstract Syntax		Transfer Syntax		Role	Ext. Negot
Name	UID	Name List	UID		
Verification	1.2.840.10008.1.1	DICOM Implicit VR Little Endian	1.2.840.10008.1.2	SCP	None
		DICOM Explicit VR Little Endian	1.2.840.10008.1.2.1		
Basic Grayscale Print Management	1.2.840.10008.5.1.1.9	DICOM Implicit VR Little Endian	1.2.840.10008.1.2	SCP	None
		DICOM Explicit VR Little Endian	1.2.840.10008.1.2.1		
Basic Color Print Management	1.2.840.10008.5.1.1.18	DICOM Implicit VR Little Endian	1.2.840.10008.1.2	SCP	None
		DICOM Explicit VR Little Endian	1.2.840.10008.1.2.1		
Basic Annotation Box	1.2.840.10008.5.1.1.15	DICOM Implicit VR Little Endian	1.2.840.10008.1.2	SCP	None
		DICOM Explicit VR Little Endian	1.2.840.10008.1.2.1		
Presentation LUT	1.2.840.10008.5.1.1.23	DICOM Implicit VR Little Endian	1.2.840.10008.1.2	SCP	None
		DICOM Explicit VR Little Endian	1.2.840.10008.1.2.1		

2.2.3 SOP Specific Conformance

2.2.3.1 Verification

The Imager provides standard conformance to the DICOM Verification Service Class. Upon receipt from an SCU of a verification of communication request, the Imager will issue confirmation.

2.2.3.2 Delivery- Basic Print Management SCP

The Imager provides standard SCP conformance to the DICOM Basic Print Management SOP Class. Association attempts will be rejected if more than the maximum number of simultaneous delivery SCP associations is attempted.

2.3 Basic Print Management Meta SOP Class

The Meta SOP Class is defined by the following set of supported SOP Classes:

SOP Class	UID Value
Basic Film Session SOP Class	1.2.840.10008.5.1.1.1
Basic Film Box SOP Class	1.2.840.10008.5.1.1.2
Basic Grayscale Image Box SOP Class	1.2.840.10008.5.1.1.4
Basic Color Image Box SOP Class	1.2.840.10008.5.1.1.4.1
Printer SOP Class	1.2.840.10008.5.1.1.16

SCUs should not mix color and grayscale images in the film session. They should create separate color and grayscale film sessions in succession.

Note: In the sections below, in addition to the Service user interface, the customer user interface also provides the ability to configure some of the attributes and default values.

2.3.1 Basic Film Session SOP Class

2.3.1.1 DIMSE Service N-CREATE

Attribute	SCP Usage	Tag	Possible Values	Default Values
Number of Copies	U	(2000,0010)	1-99	1
Print Priority	U	(2000,0020)	HIGH, MED, LOW	MED, Configurable from the Imager's User Interface.
Medium Type	U	(2000,0030)	BLUE FILM, CLEAR FILM,	BLUE FILM Configurable from the Imager's User Interface.

Attribute	SCP Usage	Tag	Possible Values	Default Values
Film Destination	U	(2000,0040)	MAGAZINE, PROCESSOR, BIN_n This value must be selected at the printer for some models. MAGAZINE and PROCESSOR are converted to BIN_1. The imager has only one output bin.	BIN_1
Film Session Label	U	(2000,0050)	Up to 64 characters may be provided	Null String
Memory Allocation	U	(2000,0060)	Not used	Not used

2.3.1.2 Film Session N-Create Status Code

Code	Status	Action/Meaning
0000H	Success	Film session created. Some attributes may have different values than those that were requested. The changed attributes will be returned with the values that were used. (DICOM PS 3.7 Annex C.1.1)
0110H	Failure	The Error Comment field will contain the detailed description of the error. (DICOM PS 3.7 Annex C.5.21)
0210H	Failure	A film session already exists. Another is not created. (DICOM PS 3.7 Annex C.5.9)

2.3.1.3 DIMSE Service N-Action

The Imager uses N-ACTION to accept print commands from the SCU. Once a print command is received, the Imager prints all films in the session. The Imager conforms to the N-ACTION specification in PS 3.4 Annex H.4.1.2.4 of the DICOM standard, and the Imager collates all film boxes when printed.

2.3.1.4 Film Session N-Action Status Code

Code	Status	Action/Meaning
0000H	Success	All images in the session are printed as specified. (DICOM PS 3.7 Annex C.1.1)
0110H	Failure	The Error Comment field will contain the detailed description of the error. (DICOM PS 3.7 Annex C.5.21)
0112H	Failure	The SOP Instance UID of the requested film session is returned. (DICOM PS 3.7 Annex C.5.19)
B602H	Warning	Nothing is printed. (DICOM PS 3.4 Annex H.4.1.2.4.2)
C600H	Failure	Nothing is printed. (DICOM PS 3.4 Annex H.4.1.2.4.2)

2.3.1.5 DIMSE Service N-SET

The Imager uses N-SET to update the Film Session values as supplied by the SCU.

2.3.1.6 Film Session N-Set Status Code.

Code	Status	Action/Meaning
0000H	Success	Film session data is set. Some attributes may have different values than those that were requested. The changed attributes will be returned with the values that were used. (DICOM PS 3.7 Annex C.1.1)
0110H	Failure	The Error Comment field will contain the detailed description of the error. (DICOM PS 3.7 Annex C.5.21)
0112H	Failure	The SOP Instance UID of the requested film session is returned. (DICOM PS 3.7 Annex C.5.19)

2.3.1.7 Film Session N-Delete Status Code.

Code	Status	Action/Meaning
0000H	Success	The Film session is deleted. (DICOM PS 3.7 Annex C.1.1)
0112H	Failure	The SOP Instance UID of the specified film session was not found. (DICOM PS 3.7 Annex C.5.19)

2.3.2 Basic Film Box SOP Class

2.3.2.1 DIMSE Service N-CREATE

Attribute	SCP Usage	Tag	Possible Values	Default Values
Image Display Format	M	(2010,0010)	<p>STANDARD\C,R For both PORTRAIT and LANDSCAPE Film Orientation, (C,R) may =</p> <p>(1,1) (1,2) (2,1) (2,2) (2,3) (3,2) (2,4) (4,2) (3,3) (3,4) (4,3) (3,5) (5,3) (4,4) (4,5) (5,4) (4,6) (6,4) (5,6) (6,5) (5,7) (7,5)</p> <p>(i.e. support 1-up, 2-up, 4-up, 6-up, 8-up, 9-up, 12-up, 15-up, 16-up, 20-up, 24-up, 30-up, and 35-up standard formats)</p> <p>ROW\r1,r2,r3...where r1, r2, r3...is the number of images in each row.</p> <p>The rows are limited to 10 and the number of images in each row is limited to 10.</p> <p>CUSTOM\I I = 101, 102 Only valid for PORTRAIT Film Orientation (2010,0040).</p> <p>Notes: See Annex B for description</p>	None. SCU must provide.
Referenced Film Session Sequence	M	(2010,0500)		None. SCU must provide.
>Referenced SOP Class UID	M	(0008,1150)		None. SCU must provide.
>Referenced SOP Instance UID	M	(0008,1155)		None. SCU must provide.
Referenced Basic Image Box Sequence	M	(2010,0510)		None. SCU must provide.
Referenced Basic Annotation Box Sequence	MC	(2010,0520)		None.
Film Orientation	U	(2010,0040)	PORTRAIT, LANDSCAPE	PORTRAIT
Film Size ID	U	(2010,0050)	<p>8INX10IN 10INX12IN 11INX14IN 14INX14IN 14INX17IN</p> <p>See Annex C for detailed explanation</p>	<p>14INX17IN or</p> <p>The largest film size supported by the printer.</p> <p>Configurable from the Imager's User Interface.</p>

Attribute	SCP Usage	Tag	Possible Values	Default Values
Annotation Display Format ID	U	(2010,0030)	0 - No annotation 1 - Text centered at bottom of film 6 – Six annotation positions on two lines, centered at bottom of film. NONE – No annotation LABEL – Annotation at bottom of film. BOTTOM – Text at bottom of images. COMBINED – 1 line at the bottom of the page and 1 line under each image. See Basic Annotation Box SOP (section 2.4) for valid values for Annotation Position (2030,0010) for each of these formats.	0 (No annotation)
Smoothing Type	U	(2010,0080)	NORMAL (minimum cubic convolution error) ENHANCED, ENHANCED1 (Valid only for Magnification Type CUBIC.) 0-15 (Valid only for Magnification Type CUBIC.)	5 Configurable from the Imager's User Interface.
Border Density	U	(2010,0100)	BLACK, WHITE, i where i may = 0 - 310	Image Max Density Configurable from the Imager's User Interface.
Min Density	U	(2010,0120)	0-310 (Value must be less than Max Density [2010,0130]) This value is used only when PLUT or Curve Shape is applied to the images on the page. When PLUT or Curve Shape is applied, actual minimum density will be the greater of the user requested value and the Dmin of the film.	DMin of the Film
Illumination	MC	(2010,015E)	Positive integer in units of cd/m^2	2000 Configurable from the Imager's User Interface.
Reflective Ambient Light	MC	(2010,0160)	Positive integer in units of cd/m^2	10 Configurable from the Imager's User Interface.
Trim	U	(2010,0140)	YES, NO	NO

2.3.2.2 Film Box N-Create Status Code.

Code	Status	Action/Meaning
0000H	Success	Film box created. Some attributes may have different values than those that were requested. The changed attributes will be returned with the values that were used. (DICOM PS 3.7 Annex C.1.1)
0106H	Failure	The invalid attribute value is returned in the response data set. (DICOM PS 3.7 Annex C.5.11)
0110H	Failure	The Error Comment field will contain the detailed description of the error. (DICOM PS 3.7 Annex C.5.21)
0112H	Failure	The film session requested to contain this film box does not exist. (DICOM PS 3.7 Annex C.5.19)
0213H	Failure	Page limit is exceeded. (DICOM PS 3.7 Annex C.5.22)
0120H	Failure	The attribute tag of the missing required attribute is returned. (DICOM PS 3.7 Annex C.5.13)
0121H	Failure	The film box is not created. The required attribute was present, but contained no value. (DICOM PS 3.7 Annex C.5.13)

2.3.2.3 DIMSE Service N-ACTION

The Imager uses the N-ACTION to accept print instruction from the SCU. When such an instruction is received, the Imager prints the current film box in the session.

2.3.2.4 FilmBox N-Action Status Code.

Code	Status	Action/Meaning
0000H	Success	All images in the film box are printed as specified. (DICOM PS 3.7 Annex C.1.1)
0110H	Failure	The Error Comment field will contain the detailed description of the error. (DICOM PS 3.7 Annex C.5.21)
0112H	Failure	The film box does not exist. (DICOM PS 3.7 Annex C.5.19)
B603H	Warning	Nothing is printed (DICOM PS 3.4 Annex H.4.1.2.42)
C600H	Failure	Nothing is printed. (DICOM PS 3.4 Annex H.4.1.2.4.2)

2.3.2.5 DIMSE Service N-SET

The Imager uses N-SET to update the Basic Film Box values as supplied by the SCU. The following attributes may be updated:

Attribute	SCP Usage	Tag
Magnification Type	U	(2010,0060)
Max Density	U	(2010,0130)
Configuration Information	U	(2010,0150)
Smoothing Type	U	(2010,0080)
Border Density	U	(2010,0100)

Empty Image Density	U	(2010,0110)
Min Density	U	(2010,0120)
Illumination	MC	(2010,015E)
Reflective Ambient Light	MC	(2010,0160)
Trim	U	(2010,0140)

2.3.2.6 FilmBox N-Set Status Code.

Code	Status	Action/Meaning
0000H	Success	Film box data is set. Some attributes may have different values than those that were requested. The changed attributes will be returned with the values that were used. (DICOM PS 3.7 Annex C.1.1)
0106H	Failure	The invalid attribute value is returned in the response data set. (DICOM PS 3.7 Annex C.5.11)
0110H	Failure	The Error Comment field will contain the detailed description of the error. (DICOM PS 3.7 Annex C.5.21)
0112H	Failure	The specified film box does not exist. (DICOM PS 3.7 Annex C.5.19)
0120H	Failure	The attribute tag of the missing required attribute is returned. (DICOM PS 3.7 Annex C.5.13)
0121H	Failure	The required attribute was present, but contained no value. (DICOM PS 3.7 Annex C.5.13)
0213H	Failure	Page limit is exceeded. (DICOM PS 3.7 Annex C.5.22)

2.3.2.7 DIMSE Service N-DELETE

Upon receipt of an N-DELETE from the SCU, the Imager removes the individual image boxes from the session.

2.3.2.8 FilmBox N-Delete Status Code.

Code	Status	Action/Meaning
0000H	Success	The film box is deleted. (DICOM PS 3.7 Annex C.1.1)
0110H	Failure	The Error Comment field will contain the detailed description of the error. (DICOM PS 3.7 Annex C.5.21)
0112H	Failure	The SOP Instance UID of the specified film session is returned. (DICOM PS 3.7 Annex C.5.19)

2.3.3 Basic Grayscale Image Box SOP Class

2.3.3.1 DIMSE Service N-SET

Attribute & Usage	SCP Usage	Tag	Supported Values	Default Values
-------------------	-----------	-----	------------------	----------------

Attribute & Usage	SCP Usage	Tag	Supported Values	Default Values
Image Position	M	(2020,0010)	All values within the range of Image Display Format	None. SCU must provide.
Preformatted Grayscale Image Sequence	M	(2020,0110)		None. SCU must provide.
>Samples Per Pixel	U	(0028,0002)	1	1
>Photometric Interpretation	U	(0028,0004)	MONOCHROME1, MONOCHROME2	MONOCHROME2
>Rows	M	(0028,0010)	Maximum Values: Depends on film size and printer model. The aspect ratio is used with the printer's page extents, display format, etc. to calculate this value. See Annex D.	None. SCU must provide.
>Columns	M	(0028,0011)	Maximum Values: Depends on film size and printer model. The aspect ratio is used with the printer's page extents, display format, etc. to calculate this value. See Annex D.	None. SCU must provide.
>Pixel Aspect Ratio	MC	(0028,0034)	R\C R, C = 1 to 9999 (Integer)	1\1
>Bits Allocated	M	(0028,0100)	8, 16	None. SCU must provide.
>Bits Stored	M	(0028,0101)	8, 10, 12, 14	None. SCU must provide.
>High Bit	M	(0028,0102)	Bits Stored -1	None. SCU must provide.
>Pixel Representation	M	(0028,0103)	0000H (unsigned integer)	0000H
>Pixel Data	M	(7FE0,0010)	All values consistent with Bits Stored	None. SCU must provide.
Polarity	U	(2020,0020)	NORMAL, REVERSE	NORMAL
Magnification Type	U	(2010,0060)	REPLICATE, BILINEAR, CUBIC, NONE	CUBIC The Film Box Magnification Type is configurable from the Imager's User Interface.
Smoothing Type	U	(2010,0080)	NORMAL (minimum cubic convolution error) ENHANCED, ENHANCED1 (Valid only for Magnification Type CUBIC.)	5

Attribute & Usage	SCP Usage	Tag	Supported Values	Default Values
			0-15 (Valid only for Magnification Type CUBIC.)	
Configuration Information	U	(2010,0150)	<p>Setting these values will override film box settings for this image position.</p> <p>Curve Shape (CS): 000 to 999</p> <p>Perception LUT Selection (LUT): LUT=m, n (m=string, n = 0 to 15)</p> <p>Curve Shape and Perception LUT are mutually exclusive.</p> <p>Note that m can be 0. See Annex A for description</p>	<p>LUT=Ver693c0.w87,6</p> <p>The Film Box Perception Lut Selection is configurable from the Imager's User Interface.</p>
Requested Image Size	U	(2020,0030)	<p>Width of Image Box in millimeters (fractional millimeters supported)</p> <p>0.00 indicates "Maximize film utilization while maintaining Image aspect ratio".</p> <p>If this value exceeds the available dimensions of the Image Box, it will be accepted only if the Requested Decimate/Crop Behavior value is NOT set to FAIL. An icon will be added to the page indicating that the Requested Image Size was not achieved.</p> <p>A maximum minification factor of 0.01 and maximum magnification factor of 20 is imposed to achieve the requested image size.</p>	0.00
Requested Decimate/Crop Behavior	U	(2020,0040)	<p>DECIMATE/CROP/FAIL</p> <p>DECIMATE: If the Image Size exceeds the printable area, the Image Size will be reduced while preserving the full view of the Image. An icon will be added to the page indicating that the Image has been decimated.</p> <p>CROP: If the Image Size exceeds the printable area, the Image will be center cropped by removing pixels that fall outside the printable area. An icon will be added to the page indicating that the Image has been cropped.</p> <p>FAIL: If the Image Size exceeds the printable area, the Image will</p>	<p>DECIMATE</p> <p>Configurable from the Imager's User Interface.</p>

Attribute & Usage	SCP Usage	Tag	Supported Values	Default Values
			be rejected.	
Referenced Presentation LUT Sequence	U	(2050,0500)	If the PLUT is received, the tonescaling data from the above Configuration Information will be ignored	

2.3.3.2 ImageBox N-Set Status Code.

Code	Status	Action/Meaning
0000H	Success	Image box data is set. Some attributes may have different values than those that were requested. The changed attributes will be returned with the values that were used. (DICOM PS 3.7 Annex C.1.1)
0106H	Failure	The invalid attribute value is returned in the response data set. (DICOM PS 3.7 Annex C.5.11)
0110H	Failure	The Error Comment field will contain the detailed description of the error. (DICOM PS 3.7 Annex C.5.21)
0112H	Failure	The specified film box does not exist. (DICOM PS 3.7 Annex C.5.19)
0120H	Failure	The attribute tag of the missing required attribute is returned. (DICOM PS 3.7 Annex C.5.13)
0121H	Failure	The required attribute was present, but contained no value. (DICOM PS 3.7 Annex C.5.13)
0213H	Failure	Page limit is exceeded. (DICOM PS 3.7 Annex C.5.22)
C603H	Failure	Image Size cannot be achieved with the requested decimate crop behavior.

2.3.4 Basic Color Image Box SOP Class

2.3.4.1 DIMSE Service N-SET

Attribute & Usage	SCP Usage	Tag	Supported Values	Default Values
Image Position	M	(2020,0010)	All values within the range of Image Display Format	None. SCU must provide.
Basic Color Image Sequence	M	(2020,0111)		
>Samples Per Pixel	U	(0028,0002)	3	3
>Photometric Interpretation	U	(0028,0004)	RGB	RGB
>Planar Configuration	M	(0028,0006)	000H or 001H 000H – pixels arrive in R ₁ G ₁ B ₁ R ₂ G ₂ B ₂ R ₃ G ₃ B ₃ ... order 001H – pixels arrive in	None. SCU must provide.

Attribute & Usage	SCP Usage	Tag	Supported Values	Default Values
			R ₁ R ₂ R ₃ ..., G ₁ G ₂ G ₃ ... B ₁ B ₂ B ₃ ... order	
>Rows	M	(0028,0010)	See Annex D for behavior depending on the printed image size.	None. SCU must provide.
>Columns	M	(0028,0011)	See Annex D for behavior depending on the printed image size.	None. SCU must provide.
>Pixel Aspect Ratio	MC	(0028,0034)	R\C R, C = 1 to 9999 (Integer)	1\1
>Bits Allocated	U	(0028,0100)	8	8
>Bits Stored	U	(0028,0101)	8	8
>High Bit	U	(0028,0102)	7	7
>Pixel Representation	M	(0028,0103)	0000H (unsigned integer)	0000H
>Pixel Data	M	(7FE0,0010)	All values consistent with Bits Stored	None. SCU must provide.
Polarity	U	(2020,0020)	NORMAL, REVERSE	NORMAL
Magnification Type	U	(2010,0060)	REPLICATE, BILINEAR, CUBIC, NONE All values are used only when the printer can not print color. When the printer prints color, REPLICATE is always used.	CUBIC Configurable from the Imager's User Interface.
Smoothing Type	U	(2010,0080)	NORMAL (minimum cubic convolution error) ENHANCED, ENHANCED1 (Valid only for Magnification Type CUBIC.) 0-15 (Valid only for Magnification Type CUBIC.) Smoothing Type is used only when the printer can not print color.	5
Configuration Information	U	(2010,0150)	Setting these values will override film box settings for this image position. Curve Shape (CS): 000 to 999 Perception LUT Selection (LUT): LUT = m, n (m=string, n = 0 to 15) Curve Shape and Perception LUT are mutually exclusive. Curve Shape or Perception LUT	Configurable from the Imager's User Interface. Configurable from the Imager's User Interface. <i>LUT=Ver693c0.w87,6</i>

Attribute & Usage	SCP Usage	Tag	Supported Values	Default Values
			is used only when the printer cannot print color. Note that m can be 0. See Annex A for description	
Requested Image Size	U	(2020,0030)	Width of Image Box in millimeters (fractional millimeters supported) 0.00 indicates "Maximize film utilization while maintaining Image aspect ratio". If this value exceeds the available dimensions of the Image Box, it will be accepted only if the Requested Decimate/Crop Behavior value is NOT set to FAIL. An icon will be added to the page indicating that the Requested Image Size was not achieved. A maximum minification factor of 0.01 and maximum magnification factor of 20 is imposed to achieve the requested image size.	0.00
Requested Decimate/Crop Behavior	U	(2020,0040)	DECIMATE/CROP/FAIL DECIMATE: If the Image Size exceeds the printable area, the Image Size will be reduced while preserving the full view of the Image. An icon will be added to the page indicating that the Image has been decimated. CROP: If the Image Size exceeds the printable area, the Image will be center cropped by removing pixels that fall outside the printable area. An icon will be added to the page indicating that the Image has been cropped FAIL: If the Image Size exceeds the printable area, the Image will be rejected.	DECIMATE Configurable from the Imager's User Interface.
Color Profile	U	(2011,0160)	DEFAULT1, DEFAULT2, DEFAULT3, DEFAULT4, DEFAULT5, DEFAULT6	None.

2.3.4.2 Basic Color Image Box N-Set Status Code.

Code	Status	Action/Meaning
0000H	Success	Image box data is set. Some attributes may have different values than those that were requested. The changed attributes will be returned with the values that were used.

		(DICOM PS 3.7 Annex C.1.1)
0106H	Failure	The invalid attribute value is returned in the response data set. (DICOM PS 3.7 Annex C.5.11)
0110H	Failure	The Error Comment field will contain the detailed description of the error. (DICOM PS 3.7 Annex C.5.21)
0112H	Failure	The specified film box does not exist. (DICOM PS 3.7 Annex C.5.19)
0120H	Failure	The attribute tag of the missing required attribute is returned. (DICOM PS 3.7 Annex C.5.13)
0121H	Failure	The required attribute was present, but contained no value. (DICOM PS 3.7 Annex C.5.13)
0213H	Failure	Page limit is exceeded. (DICOM PS 3.7 Annex C.5.22)
C603H	Failure	Image Size cannot be achieved with the requested decimate crop behavior.

2.3.5 Printer SOP Class

2.3.5.1 DIMSE Service N-GET

Changes in printer status will be sent when they occur using N-EVENT-REPORT only if the SCU established the association using a called AE title beginning with “NER_”. Otherwise, the SCU can use the N-GET to retrieve an instance of the Printer SOP class.

Printer Status (2110,0010) and Printer Status Info (2110,0020) will be returned with all N-GET requests of the Printer SOP class.

Attribute	SCP Usage	Tag	Supported Values
Printer Status	M	(2110,0010)	NORMAL,WARNING,FAILURE

Attribute	SCP Usage	Tag	Supported Values
Printer Status Info	M	(2110,0020)	<p>for Printer Status of NORMAL: NORMAL</p> <p>for Printer Status of WARNING: BAD SUPPLY MGZ CALIBRATION ERR CHECK PRINTER COVER OPEN</p> <p>EMPTY 8X10 BLUE EMPTY 8X10 CLR</p> <p>EMPTY 10X12 BLUE EMPTY 10X12 CLR</p> <p>EMPTY 11X14 BLUE EMPTY 11X14 CLR</p> <p>EMPTY 14X14 BLUE EMPTY 14X14 CLR</p> <p>EMPTY 14X17 BLUE EMPTY 14X17 CLR</p> <p>FILM JAM FILM TRANS ERR</p> <p>PRINTER INIT PRINTER OFFLINE PROC INIT</p> <p>for Printer Status of FAILURE: ELEC DOWN PRINTER DOWN PROC DOWN</p>
Printer Name	U	(2110,0030)	Any value up to 16 characters in length. Chosen by user at time of installation
Printer Manufacturer	U	(0008,0070)	Carestream Health
Printer Manufacturer Model Name	U	(0008,1090)	Any value up to 16 characters in length. Chosen by user at time of installation.
Printer Device Serial Number	U	(0018,1000)	AAAAAAAA (number up to 8 ASCII characters)
Software Version	U	(0018,1020)	The actual Imager software version (ID up to 6 ASCII characters) as X.y where X is the Imager Release number and y the version number.
Date of Last Calibration	U	(0018,1200)	Not supported
Time of Last Calibration	U	(0018,1201)	Not supported

2.3.5.2 Printer SOP N-Get Status Code.

Code	Status	Action/Meaning
0000H	Success	Printer Status and Printer Status Info are always returned along with the requested attribute values. (DICOM PS 3.7 Annex C.1.1)
0110H	Failure	The Error Comment field will contain the detailed description of the error. (DICOM PS 3.7 Annex C.5.21)

2.4 Basic Annotation Box SOP Class

2.4.1 DIMSE Service N-SET

The Basic Annotation Box SOP Instance is created by the SCP at the time of the Basic Film Box SOP Instance is created, based on the value of the Annotation Display Format ID attribute (2010,0030) of the Basic Film Box.

Attribute & Usage	SCP Usage	Tag	Supported Values	Default Values
Annotation Position	M	(2030,0010)	<p>Annotations are placed in order from upper-left to lower-right.</p> <p>If the Annotation Display Format ID is 1, then value must be 1. The text will be printed on one line at the bottom of the film.</p> <p>If the Annotation Display Format ID is 6, then valid range is 1-6. The text will be printed within 2 lines at the bottom of the film, within 6 different positions.</p> <p>If the Annotation Display Format ID is LABEL, the valid range is 0-1. The text will be printed at the bottom of the film on two lines.</p> <p>If the Annotation Display Format ID is BOTTOM, then the valid range is 1 to the number of images in the Film Box. The text will be placed below the images.</p> <p>If the Annotation Display Format ID is COMBINED, then the valid range is 0 to the number of images in the Film Box. Position 0 will be printed at the bottom of the film. The other annotations will be printed below the images.</p> <p>Any annotation box with a position outside the valid range will be ignored.</p>	None.
Text String	M	(2030,0020)	Up to 64 characters (see Note)	None.

Note: the number of characters displayed may be less than 64 characters depending on the size of the film, the page format, the annotation format and the characters used. This exception does not apply to Annotation Format IDs of LABEL or 1.

Note: If an image box is empty, then the corresponding image annotation is not displayed.

2.4.2 Annotation N-Set Status Code.

Code	Status	Action/Meaning
0000H	Success	The annotation data is set.
0110H	Failure	The Error Comment field will contain the detailed description of the error. (DICOM PS 3.7 Annex C.1.1)

0112H	Failure	The annotation box does not exist. (DICOM PS 3.7 Annex C.5.21)
0116H	Warning	Invalid Position was specified. (DICOM PS 3.7 Annex C.5.19)
0213H	Failure	Page limit is exceeded. (DICOM PS 3.7 Annex C.5.22)

2.5 Presentation LUT SOP Class

2.5.1 DIMSE Service N-CREATE

The Presentation LUT SOP Instance is created by the SCP upon receipt of the N-CREATE action. The Print SCU may create Presentation LUT instance prior to being referenced by the Basic Film Box. Multiple Presentation LUT instances are supported in an association, but only one instance will be supported for each image.

The SCU shall send either Presentation LUT Sequence or the Presentation LUT Shape. These values are mutually exclusive and the action will result in an error if neither or both are present. The presence of the Presentation LUT instance overrides any data set in the Configuration Information attribute (2010,0150) of the Film Box or Image Box.

Attribute & Usage	SCP Usage	Tag	Supported Values	Default Values
Presentation LUT Sequence	M	(2050,0010)		None.
>LUT Descriptor	M	(0028,3002)	The first value is the number of entries in the lookup table. The number of entries shall be equal to the number of possible values in the input. (For 8 bit input will be 256 entries, for 12 bit input it will be 4096 entries) The second value is the first input value mapped, and shall always be 0. The third value specifies the number of bits for each entry in the LUT Data. It shall be between 10 and 14 inclusive.	None.
>LUT Explanation	U	(0028,3003)	Free form text explanation of the meaning of the LUT.	None.
>LUT Data	M	(0028,3006)	The LUT Data shall be stored in a format equivalent to 16 bits allocated where the high bit is equal to bits stored - 1, where bits stored is the third value of the LUT Descriptor.	None.

Presentation LUT Shape	M	(2050,0020)	Enumerated values IDENTITY and LIN OD.	None.
------------------------	---	-------------	--	-------

2.5.2 Presentation LUT N-Create Status Code.

Code	Status	Action/Meaning
0000H	Success	The Presentation LUT is created. Some attributes may have different values than those that were requested. The changed attributes will be returned with the values that were used. (DICOM PS 3.7 Annex C.1.1)
0110H	Failure	The Error Comment field will contain the detailed description of the error. (DICOM PS 3.7 Annex C.5.21)

2.5.3 DIMSE Service N-DELETE

Upon receipt of an N-DELETE from the SCU, the Imager removes the Presentation LUT instance.

2.5.4 Presentation LUT N-Delete Status Code.

Code	Status	Action/Meaning
0000H	Success	The Presentation LUT is deleted. (DICOM PS 3.7 Annex C.1.1)
0110H	Failure	The Error Comment field will contain the detailed description of the error. (DICOM PS 3.7 Annex C.5.21)

3 Communication Profiles

3.1 Supported Communications Stacks

The Imager provides TCP/IP Network Communication Support as defined in Part 8 of the DICOM standard.

3.2 Physical Media

The Imager supports *Ethernet* with the following physical connectors:

- Standard Twisted pair (10BaseT and 100BaseT)

4 Extensions/Specializations/Privatizations

There are not any extensions/specializations/privatizations.

5 Configuration

The following attributes are configurable by a qualified service provider:

- IP address
- DICOM Port number
- Subnet Mask
- Local Network Host Name (Imager's AE Title)
- Router Address (Gateway)
- Number of maximum associations
- DICOM Service(s) available
- Basic Color Print Management Association
- N-Event-Report support (Default is Off)
- Other configuration indicated in the SOP Class tables.
- Other destination properties as indicated in this document.

6 Support of Extended Character Sets

The Imager supports the ISO-IR 100 Latin 1 character set as well as the ISO-IR 6 default character set.

The Imager also supports the ISO-IR 87 character set. This is part of the JIS X 0208 code table for 2-byte Japanese character sets which supports Kanji (ideograph), Hiragana (phonetic), and Katakana (phonetic).

The Imager also supports the ISO-IR 13 character set. This is part of the JIS X 0201 code table for single-byte Japanese Katakana (phonetic) characters.

The value set in the tag Specific Character Set (0008,0005) must be either:

- a) "ISO_IR 6" (default repertoire)
- b) "ISO_IR 100" (Latin 1),
- c) "ISO_IR 13" (Katakana),
- d) "ISO 2022 IR 13\ISO 2022 IR 87" (Katakana, Hiragana, Kanji),
- e) "ISO 2022 IR 159" (supplementary Kanji set)
- f) "ISO 2022 IR 149" (Korean Hangu set)
- g) "GB18030" (Chinese set)
- h) or blank (ISO_IR6 is the default character set).

7 Error Handling

Warnings indicate that the operation/notification has been completed, but an error was detected. Under warning conditions, operations continue forward without additional actions.

Failures convey that the operation/notification failed and was not performed. Refer to the DICOM Specification PS 3.7, Annex C for the Status Types supported by the DIMSE services.

Annex A - Configuration Information

The Configuration Information attribute contains the list of specific values. These attributes are not DICOM standard attributes.

The Configuration Information value is an ordered list. The attribute is specified using the ASCII two-character key prefix in the following sequence:

- 1) Curve Shape, Contrast, Pivot Density
or Perception LUT
- 2) Text Macros.

The Film Box Curve Shape value applies to all images in the Film Box except when Curve Shape or Perception LUT is specified for the image in the Image Box.

ATTRIBUTE	USAGE	DESCRIPTION	DEFAULT
Curve Shape designated by the ASCII two- character prefix: CS	U/M	000 to 999 Note: 000 = linear, 999 = highest curvature Curve Shape is a tone scale adjustment used to optimize the image on film compared to the image on the operator console monitor. Curve shape is not valid when a Perception LUT is specified.	Film Box: Value set in the Printer by the user Image Box: Basic Film Box Curve Shape
Contrast designated by the ASCII two- character prefix: CN	U/M	-5 to 5 Note: Integer values only. Negative Contrast settings are lower contrast where the amount of data that is represented by medium film densities is increased. Positive settings are higher contrast where the amount of data that is represented by high and low densities is increased.	Value set in the Printer by the user
Pivot Density designated by the ASCII two- character prefix: PD	U/M	0.0 to 2.4 Note: Value must be specified in increments of 0.2. Densities above and below the pivot density will be adjusted up and down by an amount which is a function of the difference between the code value and the pivot density code value.	Value set in the Printer by the user

Perception LUT Selection designated by the ASCII three-character prefix: LUT	U/M	LUT = m, n Allows selection of the LUT that best suits the user's images. M is the name of the TFT set and N specifies a contrast setting within the group. Curve shape will be ignored if the LUT parameter is used. m=string (0=default group) n=0 to 15 (0=use default value set at Service User Interface)	m=0, n=0
Text Macros designated by the ASCII two-character key prefix: TM	M/M	%PRNTDAT% Capture Date* DD-MMM-YY %TIM% Capture Time* HH:MM (HH=0-23) %FOF% Film of Film Count NN/MM %\$TIME\$% Time of Printing HH:MM:SS %SES% Film Session Label AAAAAA (1-64 chars from the Film Session SOP Class) Note: The text macros will be printed on the bottom of the film and will be truncated if necessary	None

*** This is the receiving Date/Time of the first valid image of the first Film Box.**

Examples

"CS333"

The curve shape is set to 1/3 of the printer's tone scale range and defaults are applied to contrast and pivot density.

"CS500\CN3\PD2.2"

The curve shape is set to 1/2 the printer's tone scale range, Contrast is set to 3, and pivot density is set to 2.2.

"PD2.0"

The pivot density is set to 2.0, and defaults are applied to curve shape and contrast.

"CS333\CN3\PD2.2\TM%PRNTDAT%%TIM%%FOF%"

The curve shape is set to 1/3 of the range, Contrast is set to 3, and pivot density is set to 2.2. The following text macros will be printed on the bottom of the page:

Date of Printing, Time of Printing, and Film of Film count.

"LUT=Ver693c0.w87,3"

The Perception LUT TFT set is "Ver693c0.w87" and the Contrast Setting is 3.

“LUT=0,3\ TM%PRNTDAT%%TIM%%FOF%”

The Perception LUT TFT set is 0 (default) and the Contrast Setting is 3.

The following text macros will be printed on the bottom of the page:

Date of Printing, Time of Printing, and Film of Film count.

“TM%PRNTDAT%%TIM%%FOF%”

The following text macros will be printed at the bottom of the page:

Date of Printing, Time of Printing, and Film of Film count.

"PD2.0\CN4\CS333"

This is **invalid** because the attributes are out of order, curve shape must precede pivot density and contrast, and contrast must precede pivot density. It should be "CS333\CN4\PD2.0".

"CS333\PD1.2\LUT=0,3"

This is **invalid** because Curve Shape and Pivot Density cannot be mixed with Perception LUT. In this case, the Perception LUT setting will be used.

Annex B - Custom Formats


The following formats are expected to be supported by imagers manufactured by Carestream Health, Inc. and will only be specific to these printers.

Format ID 101

This format consists of 7 image positions, 1 large image in the upper section of the page and 6 smaller images in the lower section of the page. The size and positioning of the images are defined in terms of the standard formats 2 and 12.

Upper Section: 1 frame of a 2-up format.

Lower Section: 6 frames of a 12-up format.




Format ID 102

This format consists of 11 image positions, 2 large images in the upper section of the page and 9 smaller images in the lower section of the page. The size and positioning of the images are defined in terms of the standard formats 6 and 15.

Upper Section: 2 frames occupying top 1/3 of media.

Lower Section: 9 frames occupying bottom 2/3 of media.



Annex C - Unsupported Film Types

The following table illustrates what happens when the Imager receives an unsupported Film Size ID [DICOM element (2010,0050)] or Medium Type ID (2000,0030) from an SCU. This section is added to clarify the Imager's behavior when these conditions occur.

The Imager initializes a list with the Media Type enumerations for known reflective medias and keeps a collection of media Types that do not allow substitution. For the Type that allows substitution, this priority is followed:

1. The highest priority is placed on matching the film base's reflective property.
2. The next priority is granted to the Film Size ID (2010,0050). The Imager will attempt to match the film size to that requested in the N-CREATE Film Box.

Note: For best results, Print SCUs should either specify films that are installed in the imager or not specify these attributes.

The following tables list the details unique to specific printer model that recognizes the Medium Type currently installed.

Medium Type Supported	Medium Type Currently Installed	Film Size Supported	Film Size Currently Installed	Result
Yes	Yes	Yes	Yes	The page is printed on the specified film type.
Yes	Yes	Yes	No	The page is queued. User must change film magazines to appropriate size and base.
Yes	Yes	No	*	The SCU's Film Size is replaced with the next larger supported size of the specified film base. If no larger film size is available, then the next smaller supported film size is selected of the specified film base. In the Imager's response to the SCU, the Film Size ID (2010,0050) is modified so that it contains the new Film Size ID. The page is queued and printed when the film size and base is available.
Yes	No	Yes	Yes	The page is queued for the specified film size and film base.

Medium Type Supported	Medium Type Currently Installed	Film Size Supported	Film Size Currently Installed	Result
Yes	No	No	*	The SCU's Film Size is replaced with the next larger supported size of the specified film base. If no larger film size is available, then the next smaller supported film size is selected of the specified film base. In the Imager's response to the SCU, the Film Size ID (2010,0050) is modified so that it contains the new Film Size ID. The page is queued and printed when the film size and base is available.
No	*	Yes	No	The SCU's Medium Type selection is replaced with the supported medium type of the selected film size. The page is queued.
No	*	No	*	The SCU's Film Size selection is replaced with the next larger supported size. If no larger film size is available, the next smaller supported film size is selected. The SCU's Medium Type will be replaced with the media type of the new film size. In the Imager's response to the SCU, the Film Size ID (2010,0050) is modified so that it contains the new Film Size ID. The page is queued and printed when the film size and base is available.

Annex D – Printer Specifications

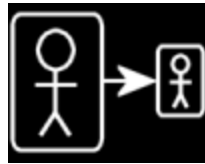
The following tables list the details unique to specific the Imager.

D.1 Film Size

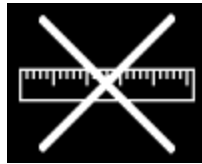
This table shows the accepted film sizes. The maximum image size represents the largest image accepted with and without annotation printed on the bottom of the film.

If annotations are printed, some pixel space will be used for the text and the maximum image size will be reduced.

If the minification or crop option is selected, larger images may be printed but some data will be lost in order to fit the images onto the page. In these cases, an icon will be added to the bottom of the page to indicate minification or cropping has been performed. Here are examples of the icons placed at the bottom of the page:



Minify icon



Scale icon



Crop icon

Note: If the requested image size is smaller than the image size, then minification option is needed to get the image printed.

Portrait Size Info:

Available Film Sizes	Max Width (Portrait) (Pixel pitch = 12.795)		Max Height w/o Annotation (Portrait)	Max Height w/ Annotation (Portrait)
	Pixels	Mm		
8INX10IN	2452	191.64	3107	3001
10INX12IN	3107	242.83	3752	3646
11INX14IN	3437	268.62	4412	4306
14INX14IN	4412	344.82	4412	4306
14INX17IN	4412	344.82	5387	5281

Landscape Size Info:

Available Film Sizes	Max Width (Landscape) (Pixel pitch = 12.795)		Max Height w/o Annotation (Landscape)	Max Height w/ Annotation (Landscape)
	Pixels	Mm		
8INX10IN	3107	242.83	2452	2346
10INX12IN	3752	293.24	3107	3001
11INX14IN	4412	344.82	3437	3331
14INX14IN	4412	344.82	4412	4306
14INX17IN	5387	421.02	4412	4306

The above tables implicitly lists the maximum image values of a 1Up given the DICOM Requested Decimate/Crop Behavior attribute set to FAIL. For all other formats the maximum image values follows these general rules:

- In any Row, the sum of all Image Widths plus all Horizontal Separations can not exceed the above Max Width values.
- In any Column, the sum of all Image Lengths plus all the Vertical Separations can not exceed the above Max Height values.

D.2 Printer Capabilities

The following table shows the Printable Max Area for Multiple Page Format when horizontal, vertical separations are set to zero and no trim lines are specified.

Format	8X10		10X12		11X14		14X14		14X17	
	Width	Height	Width	Height	Width	Height	Width	Height	Width	Height
1	2452	3107	3107	3752	3437	4412	4412	4412	4412	5387
2	2452	1553	3107	1876	3437	2206	4412	2206	4412	2693
4	1226	1553	1553	1876	1718	2206	2206	2206	2206	2693
6	1226	1035	1553	1250	1718	1470	2206	1470	2206	1795
8	1226	776	1553	938	1718	1103	2206	1103	2206	1346
9	817	1035	1035	1250	1145	1470	1470	1470	1470	1795
12	817	776	1035	938	1145	1103	1470	1103	1470	1346
15	817	621	1035	750	1145	882	1470	882	1470	1077
16	613	776	776	938	859	1103	1103	1103	1103	1346
20	613	621	776	750	859	882	1103	882	1103	1077
24	613	517	776	625	859	735	1103	735	1103	897
30	490	517	621	625	687	735	882	735	882	897
35	490	443	621	536	687	630	882	630	882	769

Note: This assumes no page annotation and in portrait mode. For landscape, the height and width would be reversed.